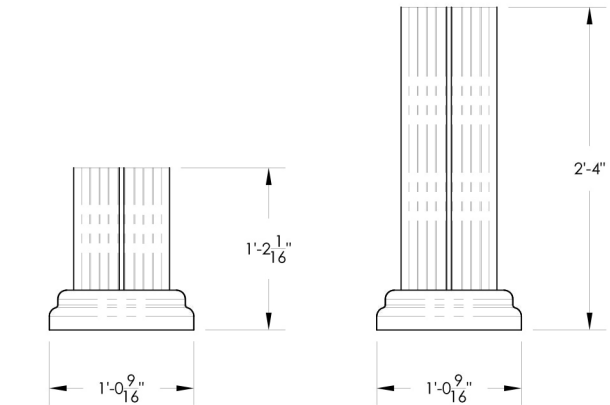
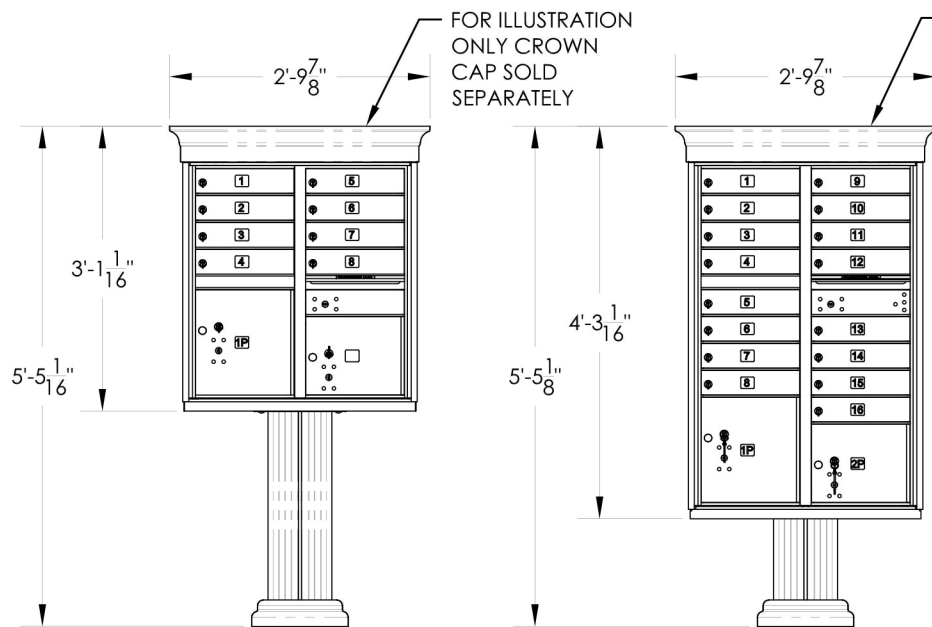


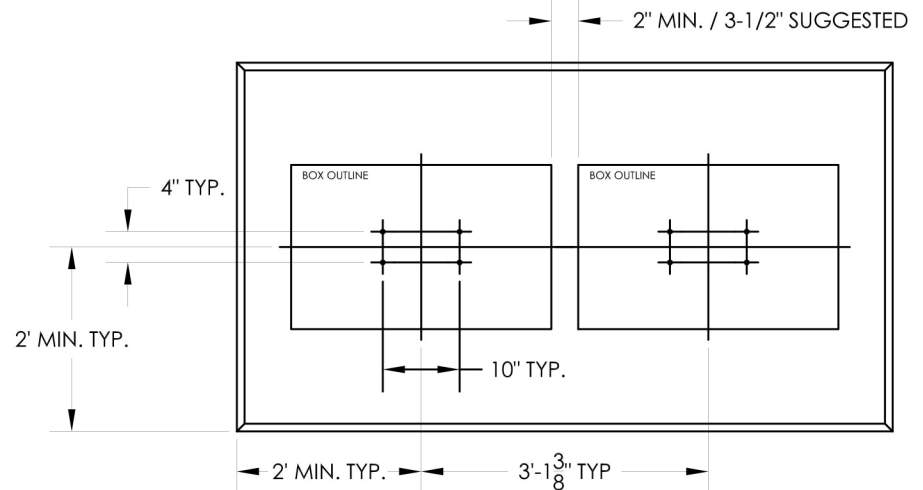
# vogue™ Classic Series - Pillar Pedestal Cutsheet



SHORT PEDESTAL  
(VOGUEP128)

TALL PEDESTAL  
(VOGUEP114)

MULTI-UNIT PAD SPECIFICATION  
IF INSTALLING WITH CROWN CAP



## NOTES:

1. CBU & PEDESTAL MUST BE ASSEMBLED AND FULLY INSTALLED PRIOR TO ADDING ACCESSORIES.
2. CLASSIC PEDESTAL COVER AND CAP SOLD SEPARATELY.
3. AVAILABLE IN ALL STANDARD CBU POWDER COAT FINISHES.
4. PEDESTAL COVER INSTALLED USING SELF-TAPPING SCREWS (INCLUDED).
5. PEDESTAL BASE COVER DESIGNED TO FIT OVER FLORENCE 1570 SERIES CBU PEDESTAL.

PRODUCT SERIES: VOGUE™ CLASSIC SERIES - PILLAR PEDESTAL



**BudgetMailboxes**  
Best Brands. Best Prices. .com

WebLife Stores LLC  
PO Box 20338, Panama City Beach, FL 32417  
www.budgetmailboxes.com • (866) 707-0008

MODEL PILLAR	REV A
SCALE NONE	LAST REV DATE 12/9/2010
DRAWING NUMBER 91549	DRAWN BY AFD

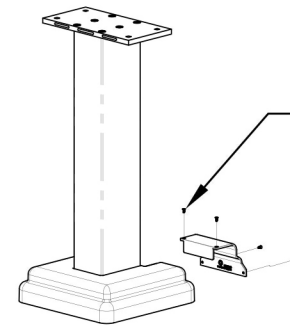
# vogue™ Classic Series - Pillar Pedestal Cover

## Assembly Instructions

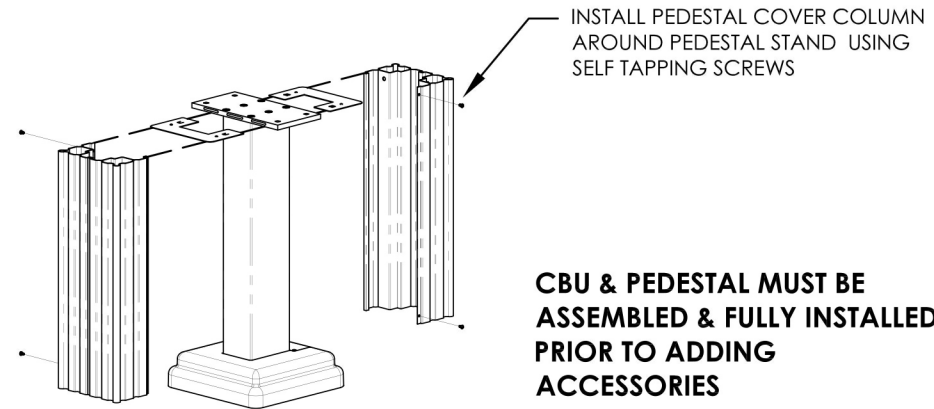
1 These instructions assume that you have already properly installed the vital™ Cluster Box Unit (CBU). If the CBU has not yet been installed, please refer to the instructions that came with the vital™ CBU.

2 For all CBU Types:  
Slide the pillar cover base around pedestal (pillar cover base opening should be installed to the back of the CBU unit).  
Install pillar base cover using #8 flat head self tapping screws.

3 Attach the Pillar Pedestal Cover onto the CBU post as shown using four of the #10 pan head self tapping screws.



INSTALL PEDESTAL COVER BASE AROUND PEDESTAL STAND USING SELF TAPPING SCREWS



**CBU & PEDESTAL MUST BE ASSEMBLED & FULLY INSTALLED PRIOR TO ADDING ACCESSORIES**

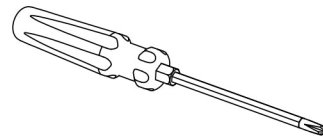
\* CBU UNIT NOT SHOWN FOR CLARITY.

### HARDWARE

 #8 FLAT HEAD SCREW (4)

 #10 PAN HEAD SCREW (4)

### TOOLS



#2 PHILLIPS SCREW DRIVER  
(NOT INCLUDED)

PRODUCT SERIES: VOGUE™ CLASSIC SERIES - PILLAR PEDESTAL COVER



WebLife Stores LLC  
PO Box 20338, Panama City Beach, FL 32417  
www.budgetmailboxes.com • (866) 707-0008

MODEL	PILL PED	REV	A
SCALE	NONE	LAST REV DATE	12/9/2010
DRAWING NUMBER	91549	DRAWN BY	AFD